

Can informal assessments be used in FASD diagnosis?

*Graphomotor examples
from the
Lililwan Project*

Dr Robyn Doney
Occupational Therapist



The Lililwan Project



Background

Aims

Methods

Findings

Significance

The Lililwan Project

Stage 2

•Multidisciplinary assessment

- Paediatrician
- Speech pathologist
- Psychologist
- **Occupational therapist**
- Physiotherapist
- Audiologist
- Ophthalmologist



May - October 2011
 $n = 108$



Neurodevelopmental Impairment

I. Soft neurological signs

- a) Fine motor skills
- b) Gross motor skills
- c) Visual-motor integration
- d) Visual perception
- e) Sensory function
- f) Articulation
- g) Phonology
- h) Motor speech



Background

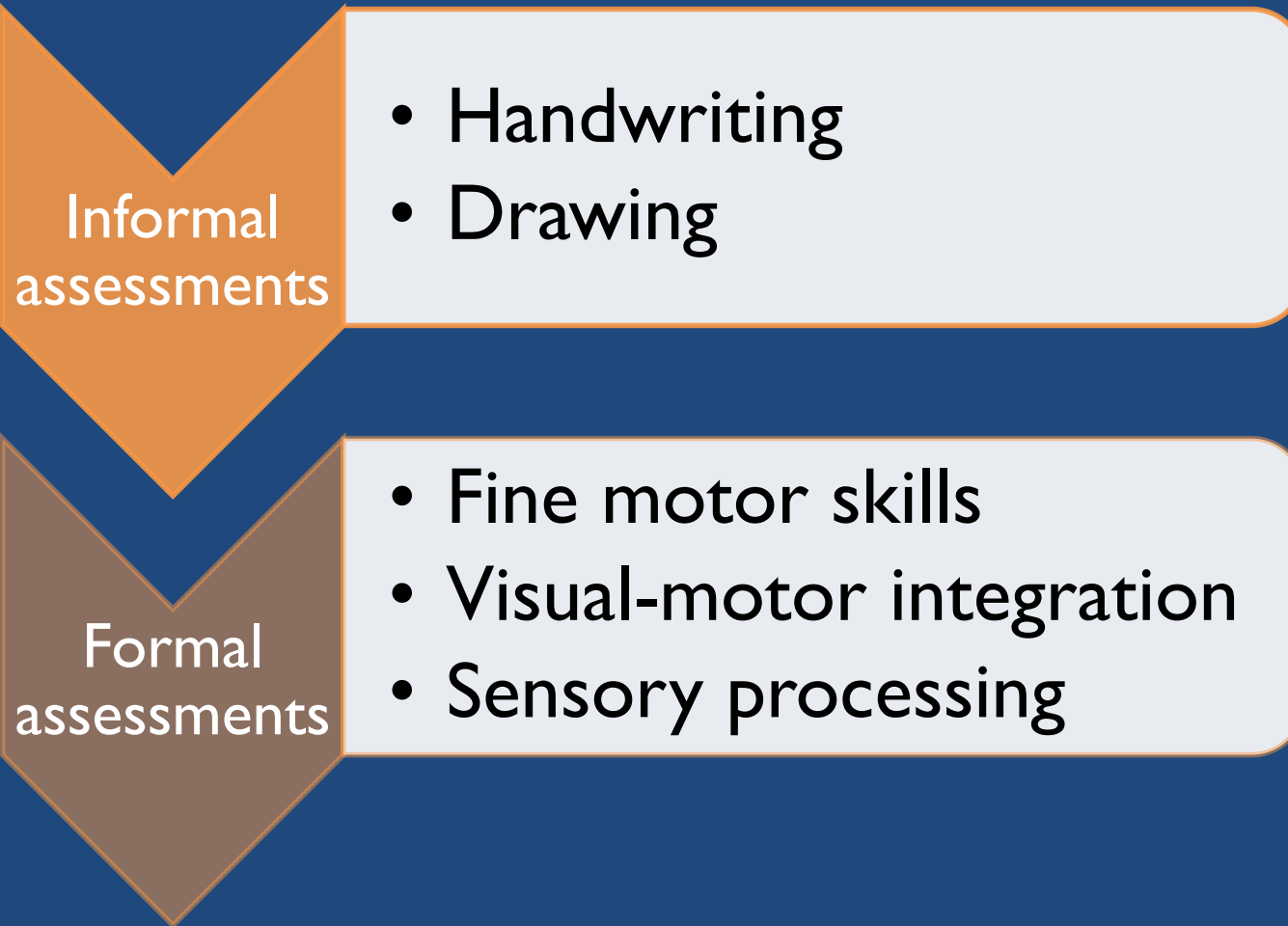
Aims

Methods

Findings

Significance

Methods



Background

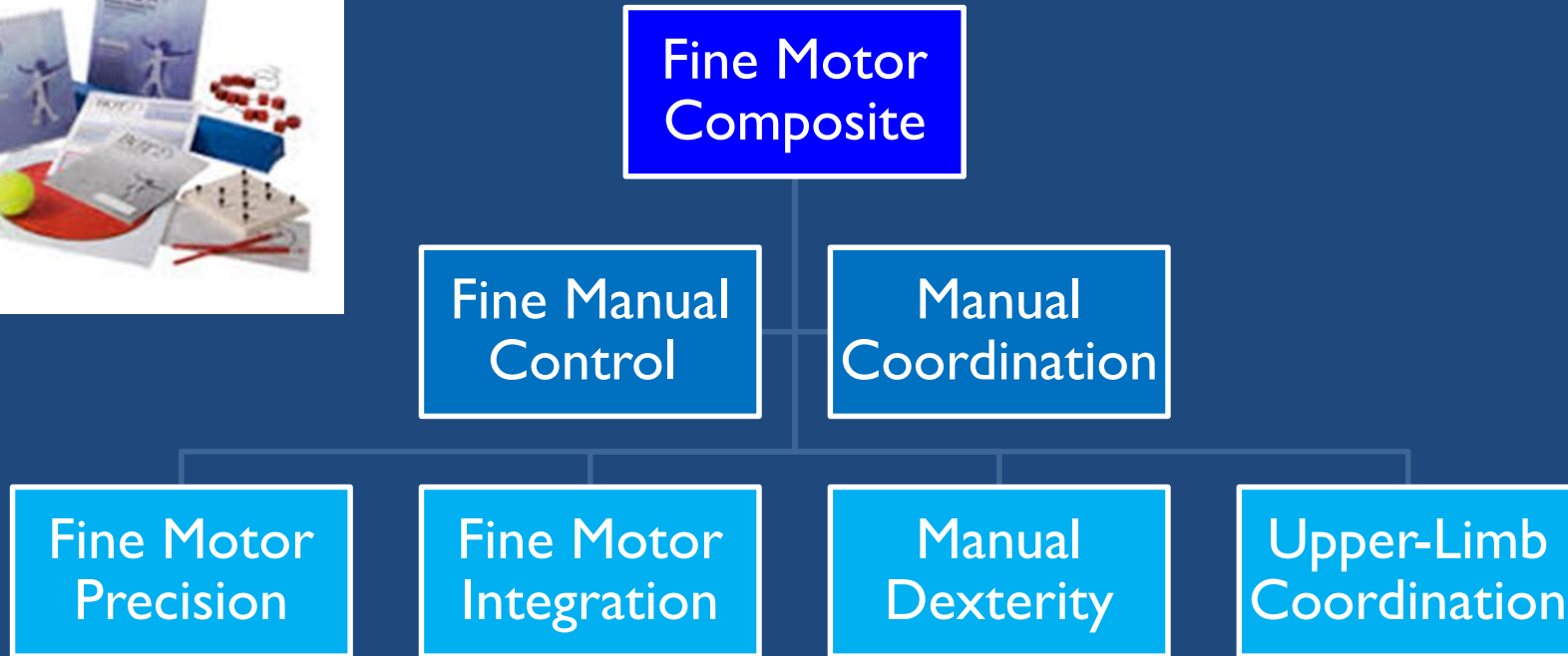
Aims

Methods

Findings

Significance

Assessment Tool: BOT2



Background

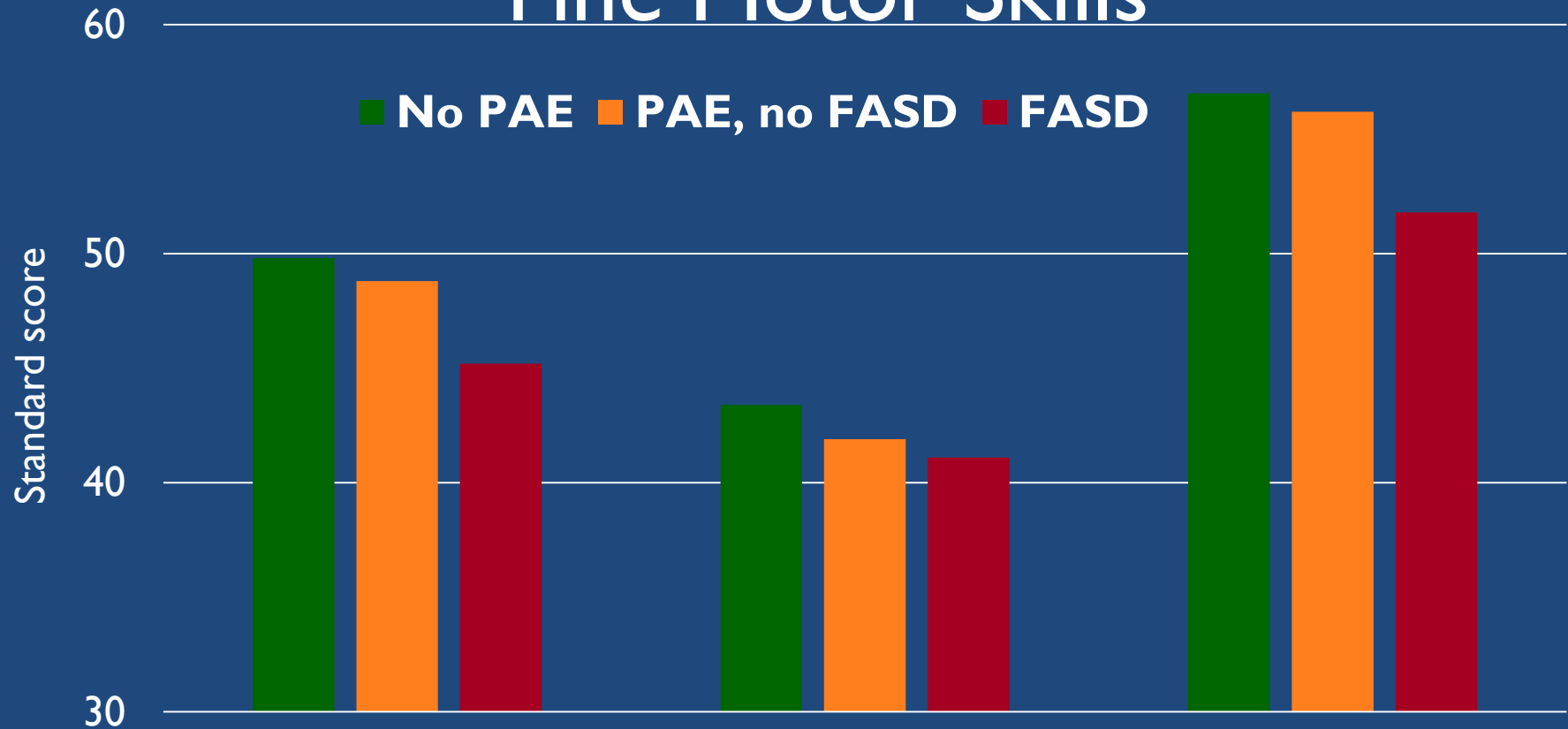
Aims

Methods

Findings

Significance

Bruininks-Oseretsky Test of Motor Proficiency: Fine Motor Skills



FASD < No PAE
p < .05

Fine Motor Composite

Fine Manual Control

FASD < No PAE
p < .05

Manual Coordination

Assessment Tool: Beery VMI

The Beery-Buktenica Developmental Test of Visual-Motor Integration

Beery VMI Fifth Edition
Ages 2 through 18 (FULL FORM)

by Keith E. Beery, Norman A. Buktenica, and Natasha A. Beery

Name: _____ Sex: F M
School: _____ Last _____ First _____ Grade: _____
Examiner: _____
Test Date: _____
Birth Date: _____
Chronological Age: _____
(Must meet test 12 days or over months)

SUMMARY				PROFILE				
See the Beery VMI manual (5th ed.) for norms.				Standard Score	Beery VMI	Visual Perception	Motor Coordination	Percentile
Beery VMI	Visual Perception	Motor Coordination						
Raw Scores	_____	_____	_____	140	_____	_____	_____	99.7
Standard Scores	_____	_____	_____	130	_____	_____	_____	90
Scaled Scores	_____	_____	_____	120	_____	_____	_____	80
Percentiles	_____	_____	_____	110	_____	_____	_____	70
Other Scaling	_____	_____	_____	100	_____	_____	_____	60
Comments and Recommendations	_____	_____	_____	90	_____	_____	_____	50
	_____	_____	_____	80	_____	_____	_____	40
	_____	_____	_____	70	_____	_____	_____	30
	_____	_____	_____	60	_____	_____	_____	20
	_____	_____	_____	50	_____	_____	_____	10

Begin testing on page 3. Tests finished score with broad edge toward the student. If substitute are used, always test in this order: VMI → Visual → Motor.

The VMI Developmental Test of Visual Perception

Visual Perception

Ages 3 through Adult

by Keith E. and Natasha A. Beery

Name: _____ Sex: F M
School: _____ Last _____ First _____ Grade: _____
Examiner: _____
Date of Test: _____
Birth Date: _____
Chronological Age: _____
(Must meet test 12 days or over months)

1	2	3	4	5	6
□ 	□ —	□ ○	□ 	□ —	□ ○
□ 	□ —	□ ○	□ 	□ —	□ ○
□ 	□ —	□ ○	□ 	□ —	□ ○

Continue on the next page. Turn from the top.

The VMI Developmental Test of Visual Perception

Motor Coordination

Ages 3 through Adult

by Keith E. and Natasha A. Beery

Name: _____ Sex: F M
School: _____ Last _____ First _____ Grade: _____
Examiner: _____
Date of Test: _____
Birth Date: _____
Chronological Age: _____
(Must meet test 12 days or over months)

Let's Draw!

Use a soft, black pencil or a black ball-point pen. Remember, you get one try with no erasing. Keep the booklet straight in front of you and don't tilt it. Just do the best you can on both the easy ones and the hard ones. Don't skip any! Please turn the page from the top to begin.



Background

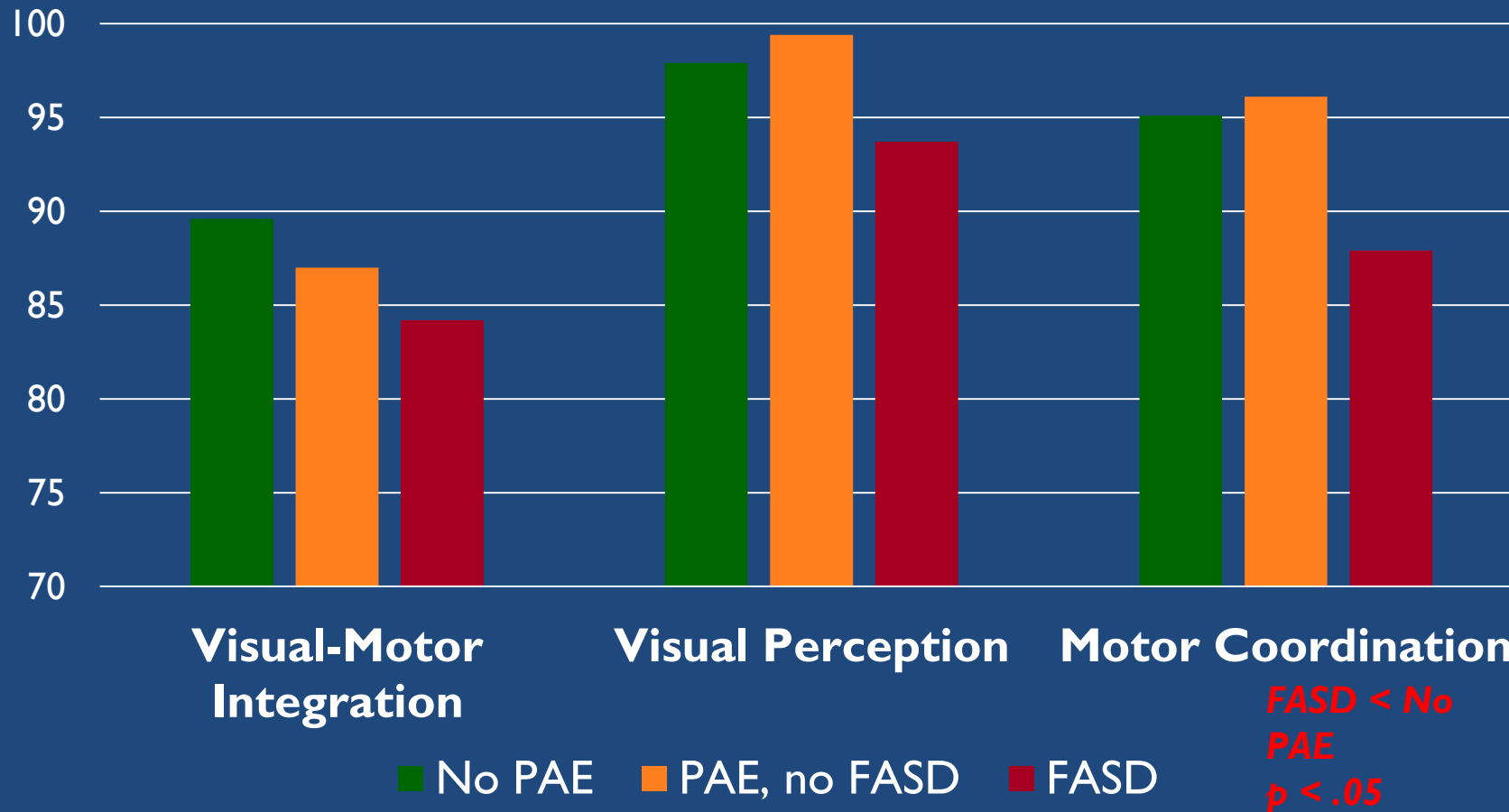
Aims

Methods

Findings

Significance

Beery-Buktenica Developmental Test of Visual-Motor Integration



Assessment Tool: Sensory Profile



Background

Aims

Methods

Findings

Significance

Informal Assessments


Name



Sentence



Drawing
of self



Background

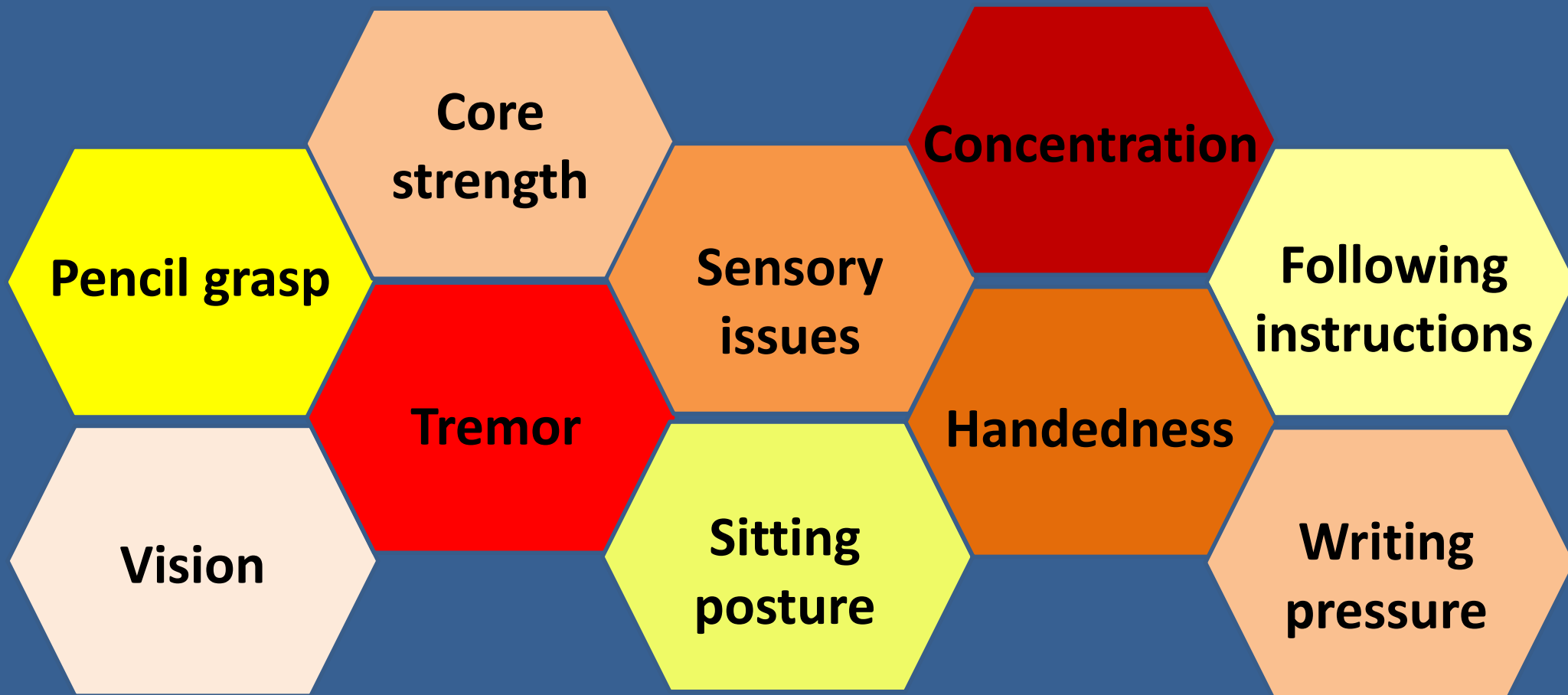
Aims

Methods

Findings

Significance

Informal Assessments: Observations



BUILDING RAPPOR

Background

Aims

Methods

Findings

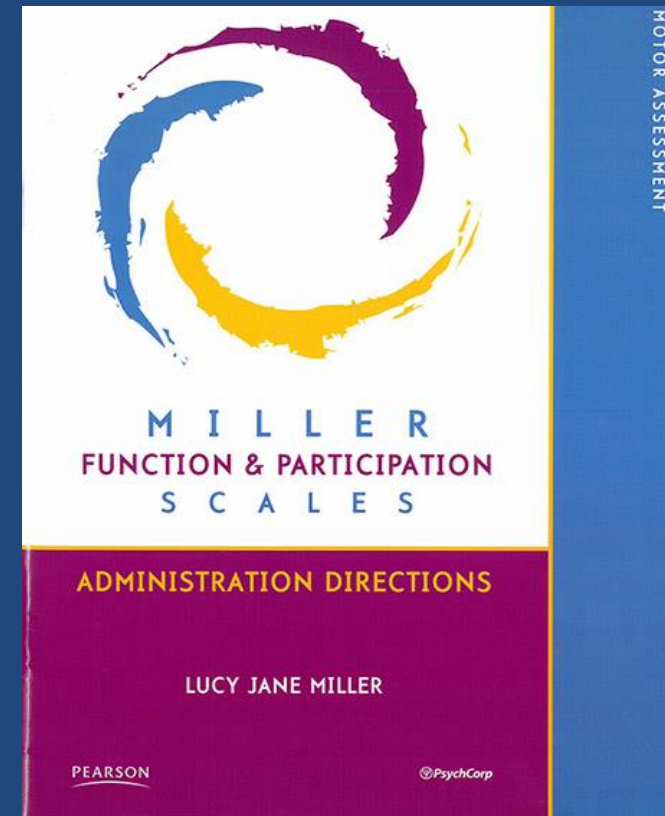
Significance

Informal Assessments: Analysis

Evaluation Tool of Children's Handwriting (ETCH)



Miller Function and Participation Scales (M-Fun)



Background

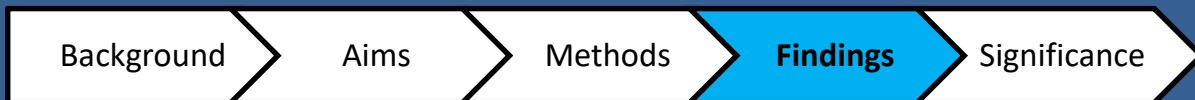
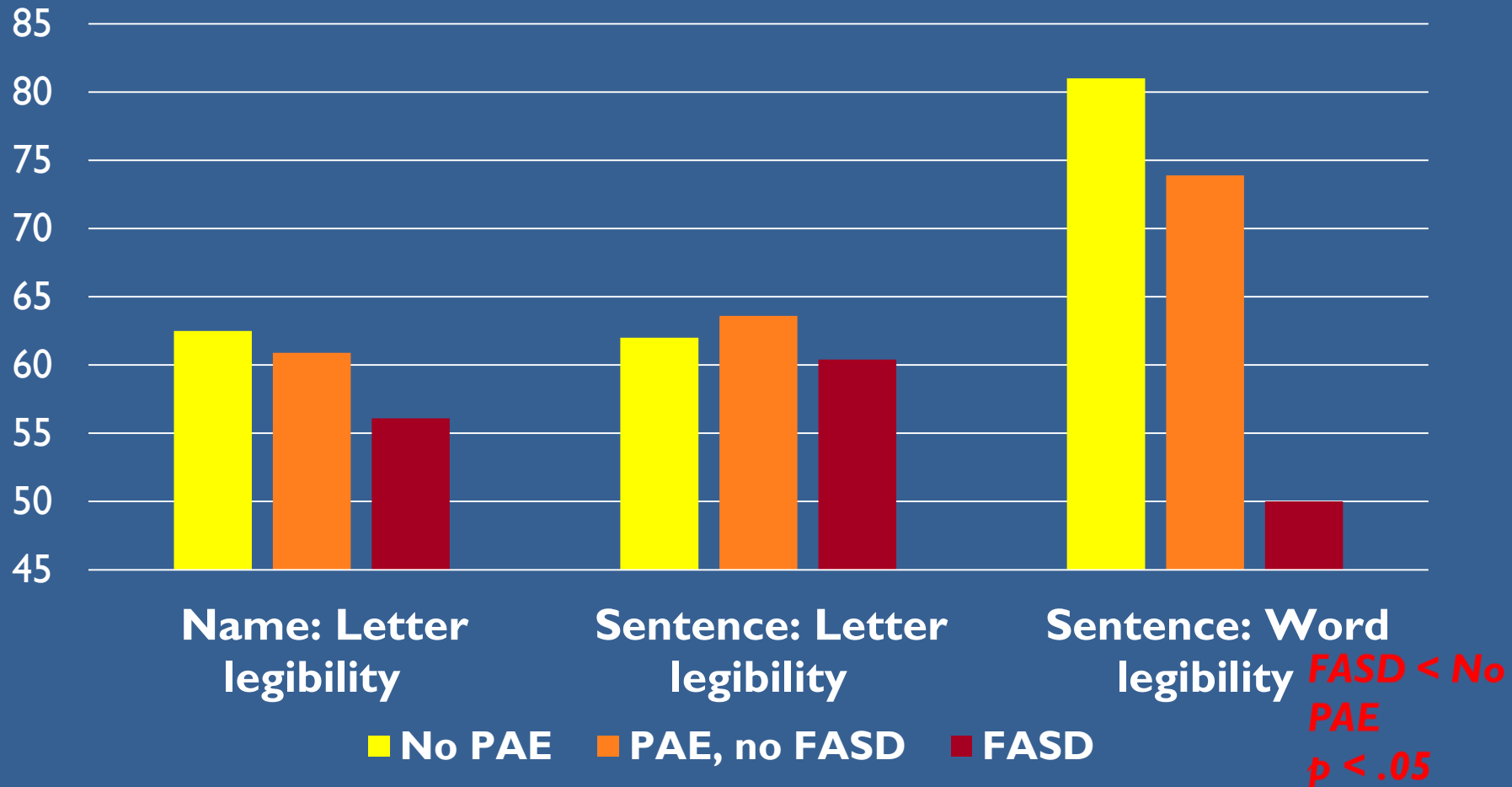
Aims

Methods

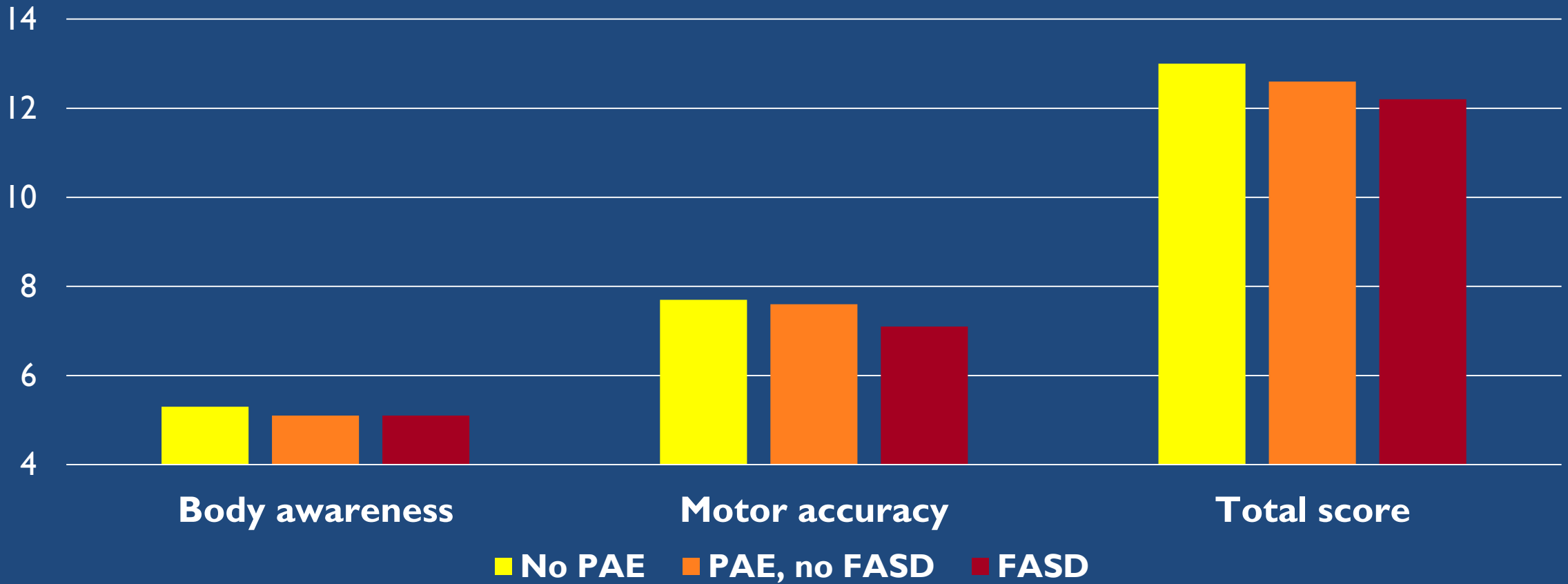
Findings

Significance

Handwriting Results



Drawing Results



Sentences

No prenatal alcohol exposure (No-PAE)

A photograph of a white rectangular card with the handwritten sentence "I like hunting" in black ink. The handwriting is clear and legible.

Prenatal Alcohol Exposure (PAE)

A photograph of a white rectangular card with the handwritten sentence "IL tolu mP" in black ink. The handwriting is significantly less legible than the first example, with many letters appearing as simple shapes or scribbles.

Background

Aims

Methods

Findings

Significance

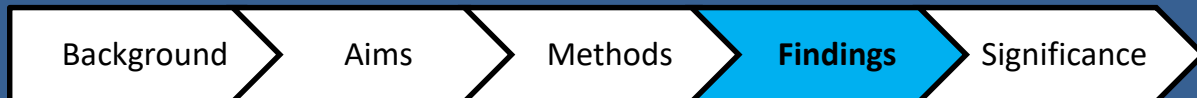
Sentences

No PAE

I like to play

PAE

I like to play



Sentences

No PAE

I like to play foot ball

PAE

I FESE N

Drawings

No PAE



PAE



Background

Aims

Methods

Findings

Significance

Drawings

No PAE



PAE



Background

Aims

Methods

Findings

Significance

Drawings

No PAE



PAE



Background

Aims

Methods

Findings

Significance

Drawings

No PAE



PAE



Background

Aims

Methods

Findings


Significance

Drawings

No PAE



PAE



Background

Aims

Methods

Findings

Significance



Background

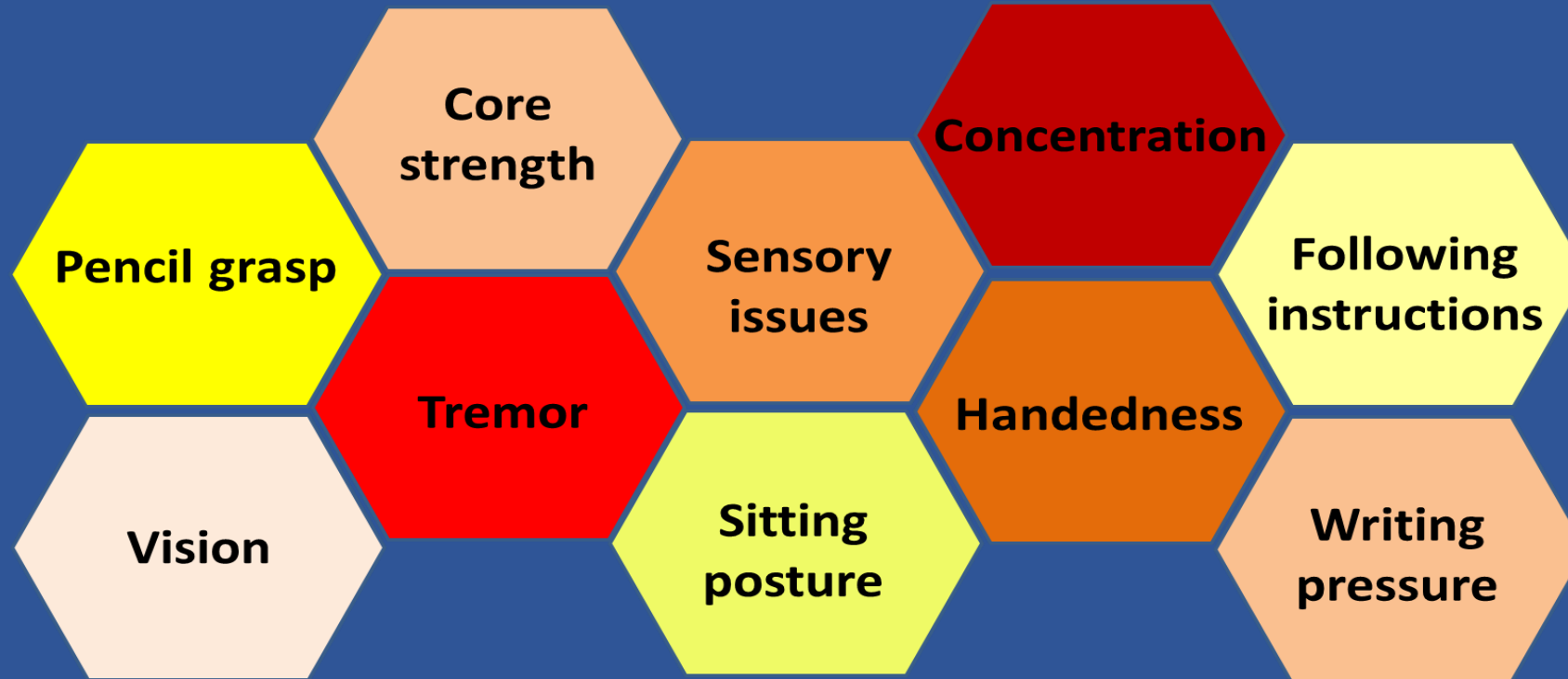
Aims

Methods

Findings

Significance

Conclusions



BUILDING RAPPORT

CLINICAL REASONING

Background

Aims

Methods

Findings

Significance

Thankyou 😊